

# Hinges

## Stainless Steel Butt Hinge Heavy Duty

	L	X	W	X	T	in	mm
1359	2"		50	X	38	X	1.5
1360	2 1/2"		63	X	40	X	1.5
1361	3"		76	X	48	X	1.5
1362	4"		101	X	70	X	1.8

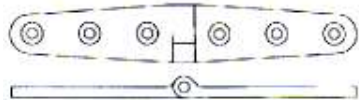
## Black Nylon Butt Hinges

1355	1 3/4"
1356	2 1/2"
1357	3"
1358	3 1/2"



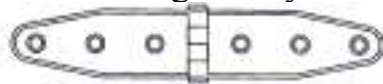
## Cast Stainless Steel Strap Hinge

1363	4" Heavy Duty
1364	6" Heavy Duty



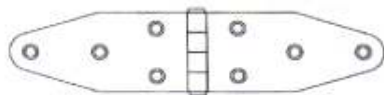
## Pressed Stainless Steel Strap Hinge

1365	4" Light Duty
1366	6" Light Duty



## Heavy Stainless Steel Strap Hinges

1371	90mm X 90mm
1372	90mm X 30mm



## Murray Separating Hinges

2999 Chrome Bronze. Spring Loaded Pin for Easy Removal



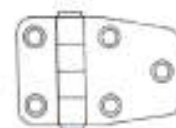
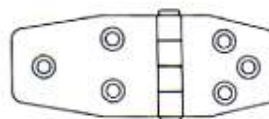
## Motor Box Hinges

2987	Left Handed Separating Hinge 95mm X 51mm. Chrome Plated Brass
2997	Right Handed Separating Hinge 95mm X 51mm. Chrome Plated Brass



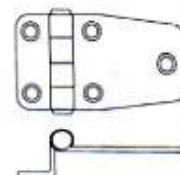
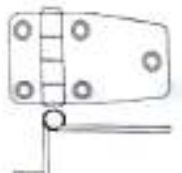
## Stainless Steel Hinges 304 Grade

1367	50mm X 40mm
1368	40mm X 40mm
1369	40mm X 20mm
1370	20mm X 20mm



## Stainless Steel Small Offset Hinges 304 Grade

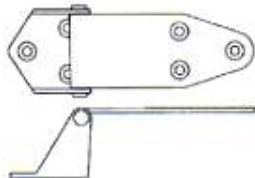
1373	64mm Leaf X 10mm High
1374	64mm Leaf X 20mm High
1376	52mm Leaf X 10mm High Heavy Duty



## Hinges

### Large Offset Hinges

- 1375 Overall Length 130mm  
Width 48mm Offset 34mm



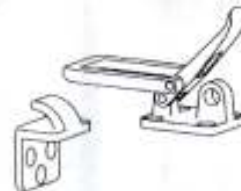
### Piano Hinges

- 1384 1.8Mtr X 25mm S/S Undrilled  
1384A 1.8Mtr X 32mm S/S Drilled  
1385 1.0Mtr X 41mm S/S Drilled  
1385B 1.8Mtr X 50mm S/S Undrilled  
1386 1.8Mtr X 32mm S/S Undrilled  
1386B 1.8Mtr X 38mm Brass  
Undrilled  
1387 1.8Mtr X 38mm S/S Undrilled  
1389 2.0Mtr X 32mm S/S Drilled



## Hatch Hold Down

- 2982 75mm Chrome Plated Flat  
2982A 75mm 316 S/S Flat  
2983 75mm Chrome Plated Angled  
2983A 75mm 316 S/S Angled

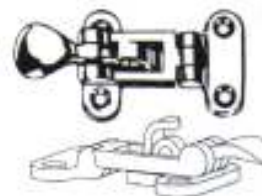


### Anti - Rattle Latches

- 2980 Anti - Rattle Chrome Plated  
Latch 100mm in Length  
2980A Anti - Rattle 316 S/S Latch



100mm in Length



## Ring Pulls

- 2985 45mm X 35mm Chrome Plated  
2986 63mm X 48mm Chrome Plated  
2986A 65mm X 55mm S/S  
2986FP 76mm X 57mm Anti-Rattle S/S



Many Other Sizes & Shapes Available

### Sash Fastener

- 2981 Chrome Plated Screw  
Adjustable 65mm - 85mm



### Hasp and Staple

- 2984 70mm X 24mm Stainless Steel



### Cabin Hooks

- 2994 3" Chrome Plated



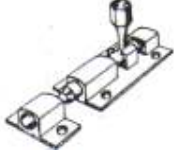
### Stainless Steel Toggle Latches

- 3000 Small Lockable Toggle Latch  
3000A Large Lockable Toggle Latch



### Barrel Bolts

- 2990 2" Chrome Plated
- 2991 3" Chrome Plated
- 2992 4" Chrome Plated
- 2993 6" Chrome Plated



### Padbolts

- 1325 105mm Stainless Steel
- 1326 150mm Stainless Steel

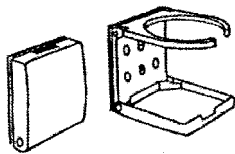


### Hatch Adjusters

- 2988 250-450mm
- 2989 300-600mm




### Drink Holders



- 2774 Black Folding
- 2775 White Folding
- 2775G Grey Folding

### GLOVE BOXES

- 2885 Black 345 x 137
- 2885L Lock Set
- 2885D With Drink Holder



### HATCHES

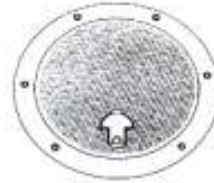
- 8525 375mm X 275mm Grey Flush Type Hatch. 180° Opening
- 8526 600mm X 355mm Grey Flush Type Hatch. 180° Opening



- 8527 304mm X 304mm White Low Profile. 90° Opening
- 2701B 280mm X 381mm White with Reinforced Non Skid Lid
- 2701A 350mm X 595mm Grey with Reinforced Non Skid Lid

### Round Hatch

- 2707 315mm Round in Diameter with Removable Lid.



### Hatches With Storage Boxes

- 2701C 375mm X 275mm Grey with Storage Box Fitted
- 2701 375mm X 275mm White with Tackle Box Attached



Plus Many Other Sizes and Styles